

DESCRIPTION


PMF2000 features Posifa's third-generation thermal flow die, benefiting from the latest innovations in microfabrication. The sensor die uses a pair of thermopiles to detect changes in temperature gradient caused by mass flow, delivering excellent signal-to-noise, and repeatability. The "solid state" thermal isolation structure on the sensor die eliminates the need for surface cavity or fragile membrane used in competing technologies, making the sensor resistant to clogging and pressure shock.

The PMF2000 series includes the analog output PMF2000V and the digital I²C output PMF2000D.

The supported max flow rates ranges from 10 sccm to 10 SLM. The sensors are temperature compensated over the temperature range of 0 to 50 °C. The linearized output provides maximum flexibility and ease-of-use.

APPLICATIONS

- Oxygen concentrators
- Nebulizers
- CPAP equipment
- Leak detection
- Spectroscopy
- Mass flow controller
- Fuel cell control
- Environmental monitoring



FEATURES

- Unsurpassed performance in a robust and cost effective package
- "Solid state" sensing core (no surface cavity or fragile membrane) resistant to clogging and pressure shock
- Highly accurate (4% reading typ.)
- Fast response time (5 ms typ.)
- Linear output and temperature compensation
- Long-term stability with minimal null drift

MAXIMUM RATINGS

- Operating Temperature: -25 to 85 °C
- Calibrated Temperature Range: 0 to 50 °C
- Storage Temperature: -40 to 90 °C
- Humidity: 0 to 100% RH, non-condensing
- Shock: 100 g peak (5 drops, 3 axis)
- Operating Pressure: 25 psi

SPECIFICATIONS

Test Conditions: $V_{in}=10\pm 0.01VDC$, $T_a=25^{\circ}C$. Relative Humidity: $40\% < RH < 60\%$

SPECIFICATIONS	MIN	TYP	MAX	UNIT	CONDITIONS
PMF2050	0		10	sccm ¹	
PMF2100	0		30	sccm	
PMF2101	0		200	sccm	
PMF2102	0		1000	sccm	
PMF2103	0		2000	sccm	
PMF2104	0		3000	sccm	
PMF2108	0		10	SLM	
Output Voltage (V) ²	1 to 5			VDC	
Null Voltage (V)	0.95	1	1.05	VDC	
Output Count (D)	256 to 16124			Count	
Null Count (D)	156		356	Count	
Null Drift			0.2	% F.S.	Per year
Repeatability		0.1		% F.S.	
Accuracy ³		1%		F.S.	0 to 25% F.S.
		4%		Reading	25 to 100% F.S.
Resolution (D)		14		Bit	
Response Time ⁴		5		mSec	
Supply Voltage (V)	6	10	16	Vdc	10V recommended
Supply Voltage (D)	4.75	10	16	Vdc	10V recommended
Current		21	26	mA	
Wetted Materials	Silicon carbide, epoxy, PPE+PE, FR4, and silicone as static seal				

1. SLM: standard liter per minute. Standard conditions: 0 °C and 1 atmosphere.

2. V refers to the analog version of PMF2000, and D refers to the digital I2C version.

3. Maximum deviation in output from nominal over the entire calibrated flow range and temperature range. Errors include offset, full scale span, linearity, flow hysteresis, repeatability and temperature effects over the compensated temperature range.

4. 10% to 90% rise time of the flow sensor to electrically respond to any mass flow change. May be affected by the pneumatic interface.

OUTPUT DESCRIPTION

For **PMF2000V**

Flow Rate = $[(V_{out} - 1 V) / 4 V] \times \text{Full Scale Flow Rate}$

For example, for PMF2101V full scale flow rate is 200 sccm. When Vout reads 3 V, the Flow Rate is: $[(3 V - 1 V) / 4 V \times 200 \text{ sccm}] = 100 \text{ sccm}$

For **PMF2000D**

Flow Rate = $[(\text{Count} - 256) / 15868] \times \text{Full Scale Flow Rate}$

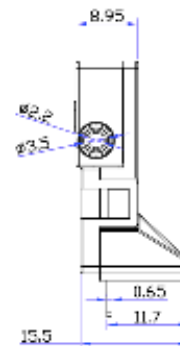
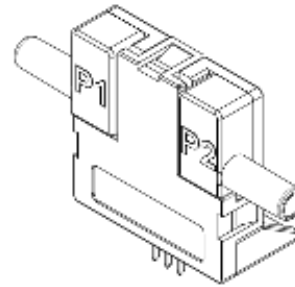
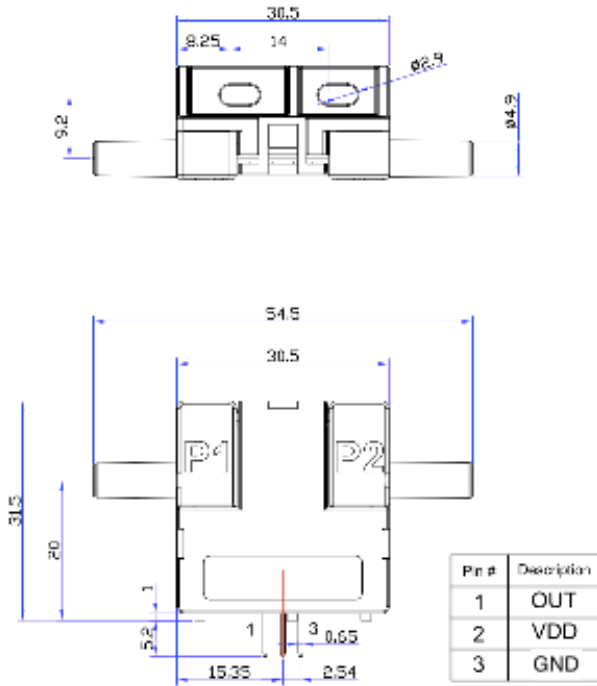
For example, for PMF2101D full scale rate is 200 sccm. When digital output reads 10000, the Flow Rate is:

$[(10000 - 256) / 15868 \times 200 \text{ sccm}] = 122.81 \text{ sccm}$

*Contact Posifa for I²C communication app note

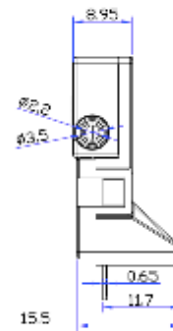
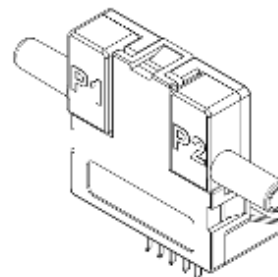
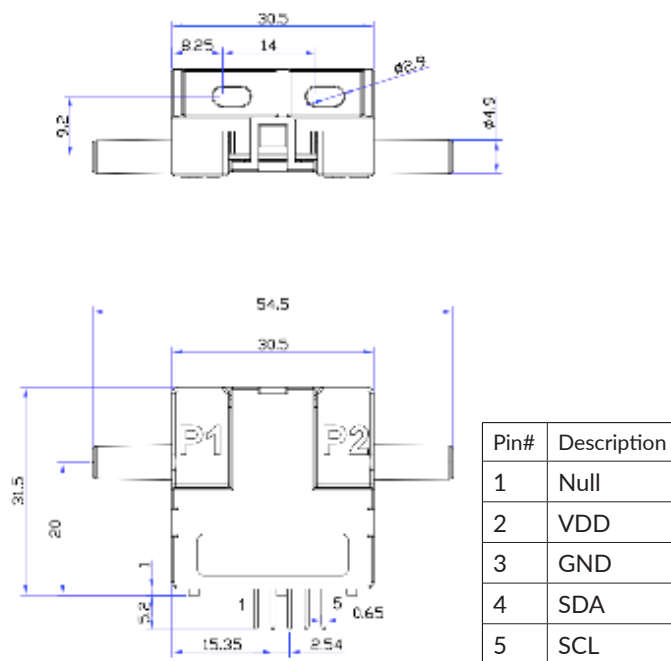
PACKAGE DIMENSIONS

PMF2000V



Unit: mm

PMF2000D



Please contact Posifa
for sensor CAD model

ORDERING INFORMATION

PART NUMBER	SPECIFICATIONS
PMF2050V	10 sccm, 1 to 5 V, Linear
PMF2100V	30 sccm, 1 to 5 V, Linear
PMF2101V	200 sccm, 1 to 5 V, Linear
PMF2102V	1000 sccm, 1 to 5 V, Linear
PMF2103V	2000 sccm, 1 to 5 V, Linear
PMF2104V	3000 sccm, 1 to 5 V, Linear
PMF2108V	10 SLM, 1 to 5 V, Linear

Order I²C Digital Output models by specifying “D” instead of “V” in part numbers above.
Please contact Posifa or your local distributor to place an order.

EUROPEAN DISTRIBUTOR

BS-rep GmbH
Eichertstr. 68, D-56745 Weibern, Germany
Tel: +49 (0) 2655 / 96 26 476
Email: info@sensor-rep.de

CUSTOMIZATION OPTIONS

If the standard product described in this datasheet does not completely meet your needs, please contact Posifa Technologies to discuss other options. Help us understand your application and sensor requirements and we can work together to find the best overall solution.